

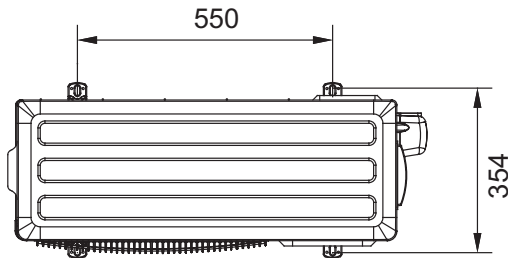
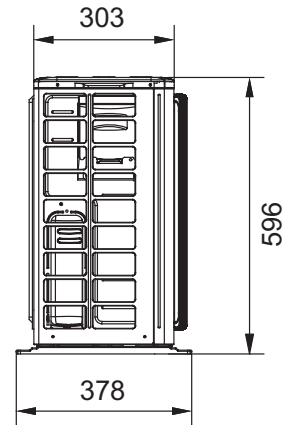
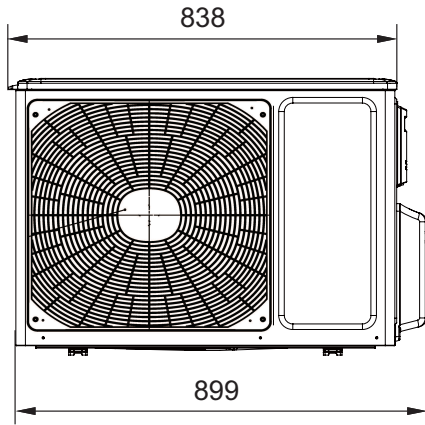
2. Specifications

Model			SMH(14)E32DLO(LC)(LH)	
Product Code			CB228W08401	
Power supply	Rated Voltage	V~	220-240	
	Rated Frequency	Hz	50	
	Phases		1	
Cooling capacity		W	4100	
Heating capacity		W	4400	
Cooling Power Input		W	1200	
Heating Power Input		W	1180	
Cooling Current Input		A	5.32	
Heating Current Input		A	4.53	
Rated Power Input		W	1780	
Rated Current		A	7.90	
SEER		W/W	6.10	
SCOP		W/W	4.00	
Outdoor Unit	Compressor Trademark		ZHUHAI LANDA COMPRESSOR CO.,LTD	
	Compressor Model		QXA-B141zF030A	
	Compressor Refrigerant Oil Type		RB68EP	
	Compressor Type		Inverter Rotary	
	L.R.A		A	25
	Compressor Rated Load Amp (RLA)		A	7.2
	Compressor Power Input		W	1440
	Compressor Thermal Protector		1NT11L-6233 or HPC 115/95 or KSD115°C	
	Throttling Method		Electron expansion valve	
	Cooling Operation Ambient Temperature Range		°C	-15~43
	Heating Operation Ambient Temperature Range		°C	-20~24
	Condenser Material		Aluminum Fin-copper Tube	
	Condenser Pipe Diameter		mm	Φ9.52
	Rows-Fin Gap(mm)		mm	2-1.4
	Coil length (l) X height (H) X coil width (L)		mm	800X44X559
	Fan Motor Speed (rpm) (H/M/L)		rpm	900
	Output of Fan Motor		W	30
	Fan Motor RLA		A	0.39
	Fan Motor Capacitor		μF	/
	Air Flow Volume of Outdoor Unit		m ³ /h	2600
	Fan Type-Piece		Axial-flow	
	Fan Diameter		mm	Φ438-116
	Defrosting Method		Automatic Defrosting	
	Climate Type		T1	
	Isolation		I	
	Moisture Protection		IP24	
	Permissible Excessive Operating Pressure for the Discharge Side		MPa	4.3
	Permissible Excessive Operating Pressure for the Suction Side		MPa	2.5
	Dimension (WXHXD)		mm	899X596X378
	Dimension of Package (LXWXH)		mm	945X417X630
	Dimension of Package(LXWXH)		mm	948X420X645
	Net Weight		kg	43
Gross Weight		kg	46	
Refrigerant Charge		R410A		
Refrigerant Charge		kg	1.40	

Outdoor Unit	Cross-sectional Area of Power Cable Conductor	mm ²	/	
	Recommended Power Cable(Core)	N	3	
	Connection Pipe Connection Method	-	Flare Connection	
	Not Additional Gas Connection Pipe Length	m	10	
	Connection Pipe Gas Additional Charge	g/m	20	
	Outer Diameter of Liquid Pipe(GREE Allocation) (Metric)	mm	Φ6	
	Outer Diameter of Gas Pipe(GREE Allocation) (Metric)	mm	Φ9.52	
	Outer Diameter of Liquid Pipe(GREE Allocation) (Metric)	mm	Φ6	
	Outer Diameter of Gas Pipe(GREE Allocation) (Metric)	mm	Φ9.52	
	Connection Pipe Max. Height Distance(indoor and indoor)	m	5	
	Max. equivalent connection pipe length(outdoor to last indoor)	m	10	
	Connection Pipe Max. Length Distance(total length)	m	20	

The above data is subject to change without notice; please refer to the nameplate of the unit.

3. Outline Dimension Diagram



Unit:mm